



PigTrace Canada

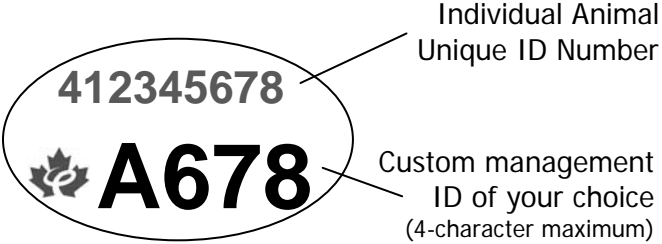
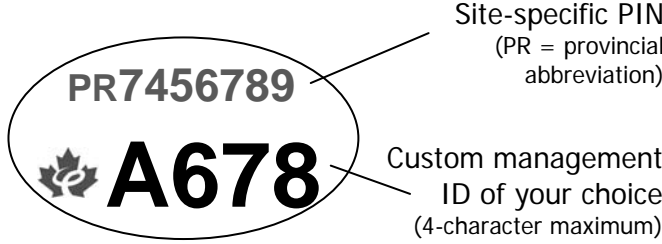
Ordering Traceability Ear Tags for Swine

Step 1 – Choose Male Panel Style




Rectangular	OR	Trapezoid
		
Quantity = _____		Quantity = _____

Both styles of official panels are available in yellow only

Step 2 – Choose Identification Format for Male Panel

Unique ID Number (UIN) with custom management ID (optional)	OR	Premises ID Number (PIN) with custom management ID (optional)
		
Custom management ID request = _____ to _____ (range of IDs)		
Tag numbers must be registered to a swine premises at the time of order		

Step 3 – Choose Female Tag Portion

Box A Visual Button	Box B Secondary Panel	Box C Electronic FDX-RFID
		
<p style="text-align: center;"><u>Quantity</u></p> Yellow = _____ White = _____ Green = _____ Red = _____ Orange = _____ Purple = _____	<p style="text-align: center;"><u>Quantity</u></p> Yellow = _____ White = _____ Green = _____ Red = _____ Orange = _____ Purple = _____	<p style="text-align: center;"><u>Quantity</u></p> Yellow = _____
Electronic FDX-RFID buttons available in <u>yellow only</u> .		

Step 4 – Prepare Order

Have the following information ready when you call to place your order

Packages will be considered separate for orders requesting both the rectangular and trapezoid male panel (e.g., For Box A, 50 rectangular and 50 trapezoid will total \$75.00, not \$65.00 for 100)

Item	Package	Price	per Unit		Quantity	TOTAL
Panel with Visual Button (Box A)	1000	\$560.00	\$0.56	x		\$
	500	\$285.00	\$0.57	x		\$
	250	\$147.50	\$0.59	x		\$
	100	\$65.00	\$0.65	x		\$
	50	\$37.50	\$0.75	x		\$
	25	\$21.75	\$0.87	x		\$
Panel with Secondary Panel (Box B)	1000	\$630.00	\$0.63	x		\$
	500	\$325.00	\$0.65	x		\$
	250	\$167.50	\$0.67	x		\$
	100	\$74.00	\$0.74	x		\$
	50	\$42.00	\$0.84	x		\$
	25	\$24.00	\$0.96	x		\$
Panel with Electronic FDX-RFID Button (Box C)	1000	\$1,760.00	\$1.76	x		\$
	500	\$890.00	\$1.78	x		\$
	250	\$457.50	\$1.83	x		\$
	100	\$194.00	\$1.94	x		\$
	50	\$102.00	\$2.04	x		\$
	25	\$54.00	\$2.16	x		\$
Starter kit: Tag applicator, replacement punch & permanent marker		\$27.48		x		\$
Tag applicator with replacement punch		\$22.83		x		\$
Replacement punch		\$2.89		x		\$
Permanent marker (x1)		\$4.65		x		\$
Automatic tag applicator		\$66.94		x		\$
Stick Reader <u>with Bluetooth</u> (for electronic, FDX-RFID tags)		\$850.00		x		\$
Stick Reader <u>without Bluetooth</u> (for electronic, FDX-RFID tags)		\$650.00		x		\$

Step 5 – Prepare Premises and Contact Information

Have any of 4 the following ready when you call to place your order
(necessary for customer service agent to assign tags numbers to your premises)

Province (barn)	Barn / Premises Name	Premises ID Number (if known)	911 Address (if known)
Provincial Pork Producer Number (if applicable)	Producer Name/ Company Name	Registered Tattoo Number(s) (if known)	
Have the following contact information ready when you call to place your order			
Primary Contact (if different from Company Name)			
Mailing Address		City or Town	Province Postal Code
Telephone	Fax	Mobile	e-mail address

Step 6 – Prepare Payment Information

Please have your payment information ready when you call to place your order.

Acceptable methods of payment include:

- (1) Credit card (Visa and Mastercard only),
- (2) Bank transfer, and
- (3) Cheque

(Note: Cheque payments are subject to a hold period of 7 business days once received to ensure payment)

Step 7 – Place Your Order

Phone customer service desk at 1-866-300-1825 to place your order.
(beginning October 1, 2009)