


ONTARIO PORK INDUSTRY

by the numbers



1,284 pork producers in Ontario marketed 5.39 million hogs in 2016, approximately 4.3% more than 2015.

From "farm to fork" in 2015, Ontario's pork industry generated:

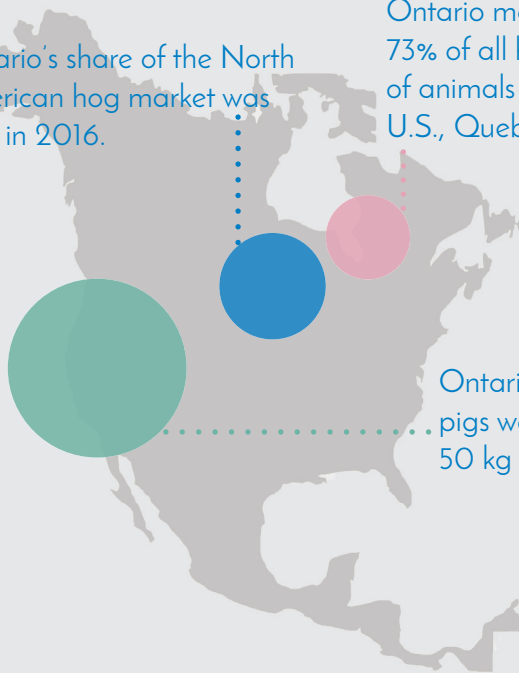


- **\$932.8 million** in GDP
- **\$2.7 billion** in economic output
- **17,015** full-time equivalent jobs

North American markets

Ontario's share of the North American hog market was 4.1% in 2016.

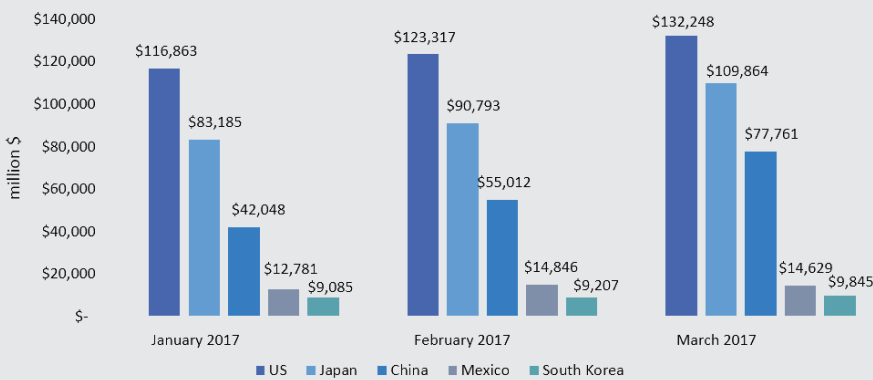
Ontario meat processors handled 73% of all hog sales; the balance of animals are shipped to the U.S., Quebec, or other provinces.



Ontario exported 912,904 pigs weighing less than 50 kg to the U.S.





Canadian pork exports in Q1 2017

Total Export Counties (CDN \$)



Top export markets for Canadian pork*

*As of Nov. 2016, as measured in volume.

- #1 U.S.  . . .33% of exports
- #2 Japan  . . .25% of exports
- #3 China 
- #4 Mexico 
- #5 South Korea 